

Now Yesterday

Search:

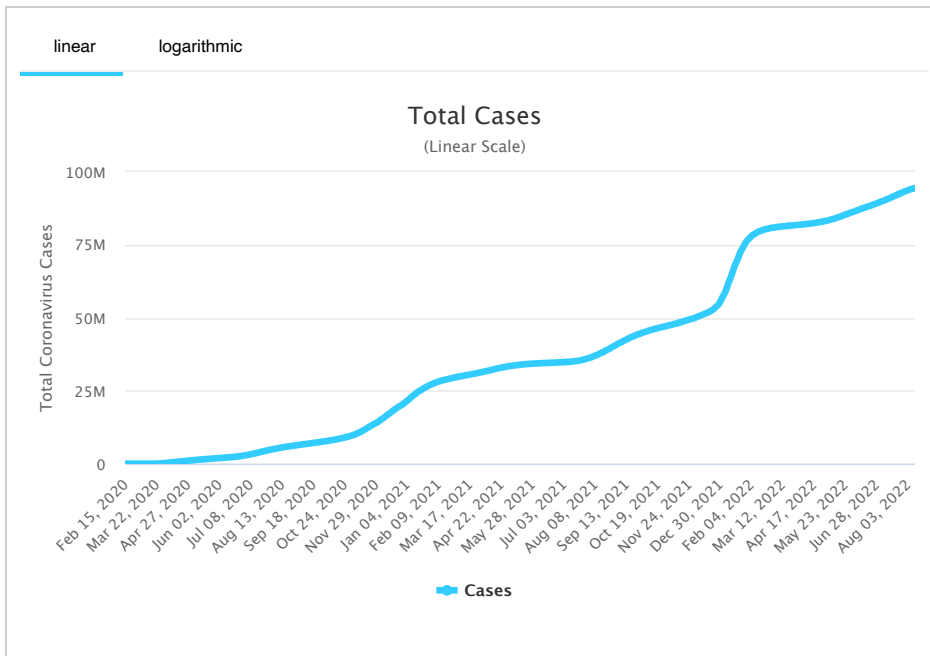
#	USA State	Total Cases	New Cases	Total Deaths	New Deaths	Total Recovered	Active Cases	Tot Cases/ 1M pop	Deaths/ 1M pop	Total Tests
	USA Total	94,348,507		1,060,755		89,403,777	3,883,975			1,089,5
1	California (/coronavirus/usa/california/)	10,822,996		94,070		9,976,804	752,122	273,915	2,381	179,1
2	Texas (/coronavirus/usa/texas/)	7,626,485		90,057		7,183,941	352,487	263,020	3,106	69,6
3	Florida (/coronavirus/usa/florida/)	6,936,314		78,346		6,556,236	301,732	322,954	3,648	61,6
4	New York (/coronavirus/usa/new-york/)	6,055,405		71,062		5,917,129	67,214	311,275	3,653	116,5
5	Illinois (/coronavirus/usa/illinois/)	3,611,415		39,059		3,418,746	153,610	284,996	3,082	57,8
6	Pennsylvania (/coronavirus/usa/pennsylvania/)	3,125,967		46,374		3,012,197	67,396	244,178	3,622	27,6
7	North Carolina (/coronavirus/usa/north-carolina/)	3,047,625		25,724		2,968,393	53,508	290,580	2,453	26,5
8	Ohio (/coronavirus/usa/ohio/)	2,976,027		39,133		2,852,771	84,123	254,598	3,348	22,5
9	Georgia (/coronavirus/usa/georgia/)	2,803,517		39,319		2,643,381	120,817	264,049	3,703	26,4
10	Michigan (/coronavirus/usa/michigan/)	2,708,622		37,671		2,594,392	76,559	271,219	3,772	26,5
11	New Jersey (/coronavirus/usa/new-jersey/)	2,627,779		34,375		2,413,745	179,659	295,848	3,870	30,5
12	Tennessee (/coronavirus/usa/tennessee/)	2,228,226		27,137		2,175,589	25,500	326,280	3,974	13,5
13	Arizona (/coronavirus/usa/arizona/)	2,224,964		30,901		2,130,153	63,910	305,681	4,245	20,4
14	Virginia (/coronavirus/usa/virginia/)	1,987,738		21,102		1,881,048	85,588	232,878	2,472	19,1
15	Massachusetts (/coronavirus/usa/massachusetts/)	1,977,503		21,224		1,940,948	15,331	286,906	3,079	46,6
16	Indiana (/coronavirus/usa/indiana/)	1,854,031		24,222		1,651,594	178,215	275,397	3,598	20,6
17	Wisconsin (/coronavirus/usa/wisconsin/)	1,799,141		14,965		1,727,214	56,962	309,002	2,570	17,7

18	Washington (/coronavirus/usa/washington/)	1,756,800	13,775	1,677,278	65,747	230,706	1,809	16,5
19	South Carolina (/coronavirus/usa/south-carolina/)	1,637,108	18,215	1,504,582	114,311	317,964	3,538	17,7
20	Colorado (/coronavirus/usa/colorado/)	1,610,922	13,758	1,521,795	75,369	279,735	2,389	19,5
21	Minnesota (/coronavirus/usa/minnesota/)	1,601,006	13,320	1,578,735	8,951	283,885	2,362	23,6
22	Missouri (/coronavirus/usa/missouri/)	1,566,145	20,954	1,477,280	67,911	255,179	3,414	14,6
23	Kentucky (/coronavirus/usa/kentucky/)	1,491,981	16,500	1,390,721	84,760	333,950	3,693	13,6
24	Alabama (/coronavirus/usa/alabama/)	1,445,283	20,008	1,297,035	128,240	294,764	4,081	8,6
25	Louisiana (/coronavirus/usa/louisiana/)	1,396,536	17,677	1,329,446	49,413	300,408	3,802	16,4
26	Maryland (/coronavirus/usa/maryland/)	1,197,484	15,041	1,134,645	47,798	198,073	2,488	22,5
27	Oklahoma (/coronavirus/usa/oklahoma/)	1,128,298	14,593	1,093,042	20,663	285,142	3,688	5,4
28	Utah (/coronavirus/usa/utah/)	1,015,442	4,928	991,877	18,637	316,736	1,537	9,4
29	Iowa (/coronavirus/usa/iowa/)	944,647	9,850	891,252	43,545	299,406	3,122	8,4
30	Arkansas (/coronavirus/usa/arkansas/)	913,354	11,794	889,537	12,023	302,655	3,908	7,5
31	Mississippi (/coronavirus/usa/mississippi/)	889,213	12,714	836,185	40,314	298,780	4,272	7,6
32	Oregon (/coronavirus/usa/oregon/)	863,045	8,252	796,637	58,156	204,623	1,956	12,5
33	Connecticut (/coronavirus/usa/connecticut/)	861,453	11,159	823,431	26,863	241,622	3,130	15,5
34	Kansas (/coronavirus/usa/kansas/)	848,139	8,970	803,359	35,810	291,125	3,079	2,5
35	Nevada (/coronavirus/usa/nevada/)	834,488	11,297	753,388	69,803	270,924	3,668	6,8
36	New Mexico (/coronavirus/usa/new-mexico/)	599,757	8,303	558,587	32,867	286,030	3,960	7,6
	West Virginia	565,397	7,201	555,085	3,111	315,486	4,018	6,6

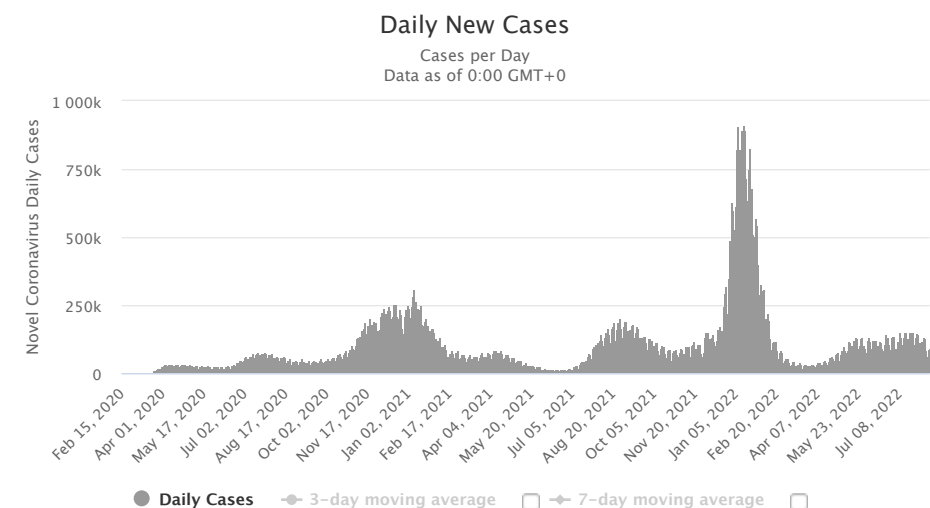
37	(/coronavirus/usa/west-virginia/)									
38	Nebraska (/coronavirus/usa/nebraska/)	521,602		4,374		499,736	17,492	269,644	2,261	5,5
39	Idaho (/coronavirus/usa/idaho/)	483,255		5,059		463,917	14,279	270,418	2,831	3,0
40	Rhode Island (/coronavirus/usa/rhode-island/)	412,477		3,632		401,028	7,817	389,364	3,428	8,2
41	New Hampshire (/coronavirus/usa/new-hampshire/)	340,663		2,637		335,426	2,600	250,541	1,939	4,8
42	Hawaii (/coronavirus/usa/hawaii/)	332,822		1,606		314,660	16,556	235,065	1,134	4,1
43	Montana (/coronavirus/usa/montana/)	298,746		3,481		292,969	2,296	279,521	3,257	2,7
44	Delaware (/coronavirus/usa/delaware/)	297,517		3,028		285,555	8,934	305,533	3,110	1,0
45	Maine (/coronavirus/usa/maine/)	278,163		2,493		269,103	6,567	206,934	1,855	5,5
46	Alaska (/coronavirus/usa/alaska/)	275,542		1,296		264,671	9,575	376,658	1,772	4,2
47	North Dakota (/coronavirus/usa/north-dakota/)	260,143		2,326		255,006	2,811	341,367	3,052	6
48	South Dakota (/coronavirus/usa/south-dakota/)	253,232		2,973		245,951	4,308	286,248	3,361	2,2
49	Wyoming (/coronavirus/usa/wyoming/)	172,473		1,865		168,175	2,433	298,005	3,222	1,4
50	District Of Columbia (/coronavirus/usa/district-of-columbia/)	164,022		1,369		157,179	5,474	232,408	1,940	3,0
51	Vermont (/coronavirus/usa/vermont/)	138,145		693		135,453	1,999	221,390	1,111	4,0
52	Puerto Rico	879,513		4,820		798,695	75,998	259,678	1,423	4,5
53	Guam	56,367		384		54,632	1,351			5
54	United States Virgin Islands	22,075		122		21,730	223			4
55	Northern Mariana Islands	12,866		38		12,732	96			1
56	American Samoa	7,952		33		N/A	N/A			
57	Veteran Affairs	729,948		22,600		691,056	16,292			8,6
58	US Military	697,522		689		659,980	36,853			
59	Federal Prisons	70,358		309		69,291	758			1

60	Navajo Nation	62,680	1,871	N/A	N/A			
61	Grand Princess Ship	122	7	115	0			
62	Wuhan Repatriated	3		3	0			
63	Diamond Princess Ship	46		46	0			
	Total:	94,348,507	1,060,755	89,403,777	3,883,975			1,089,5

Total Coronavirus Cases in the United States

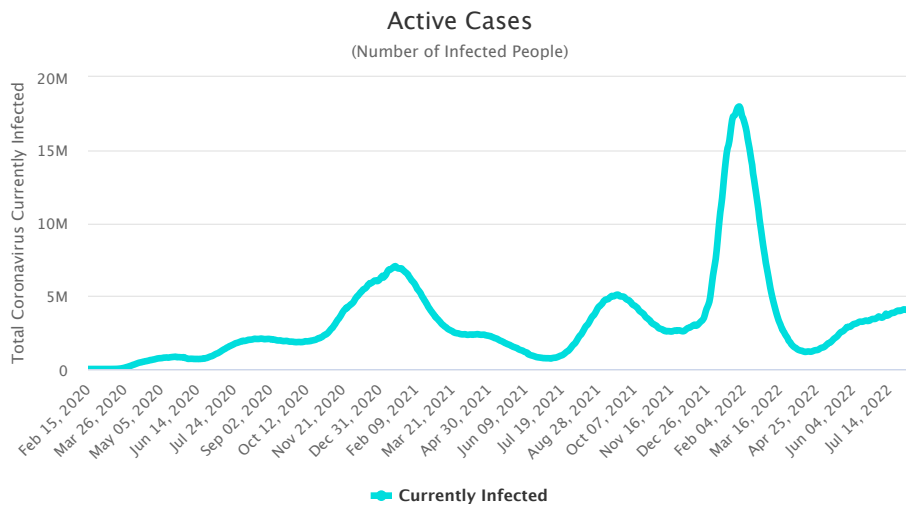


Daily New Cases in the United States

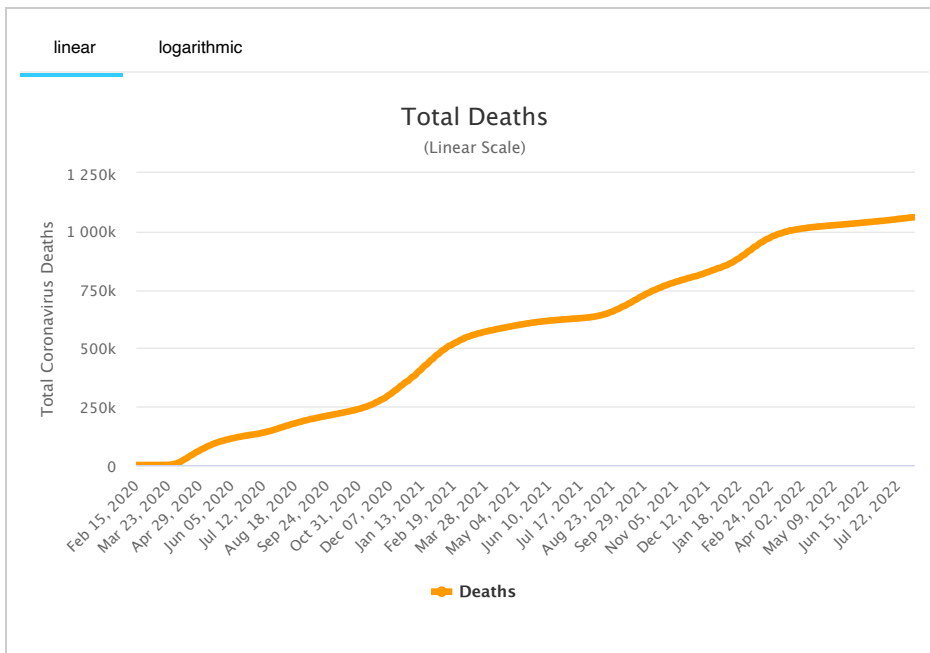


See also: [Daily Deaths Graph](#)

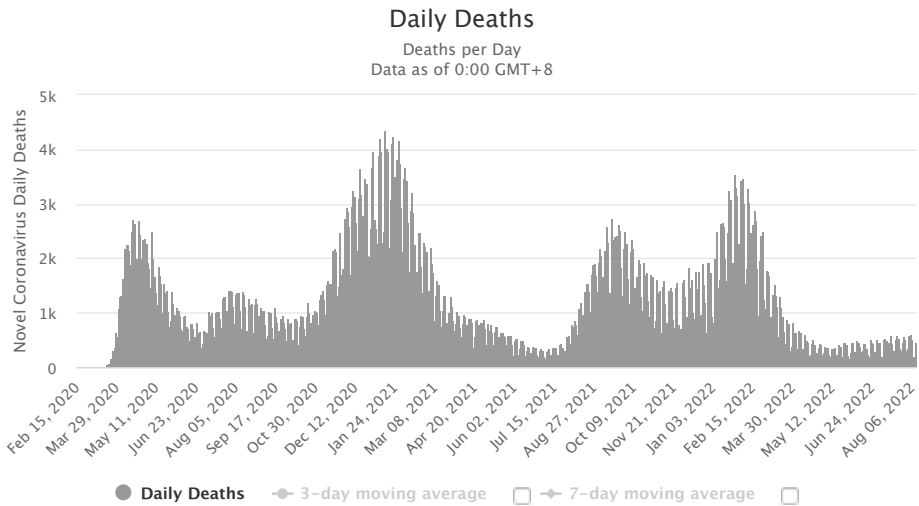
Active Cases in the United States



Total Coronavirus Deaths in the United States



Daily New Deaths in the United States



See also: [Daily Cases Graph](#)

Latest News

August 10 (GMT)

Updates

- 95,530 new cases and 429 new deaths in [the United States \(/coronavirus/country/us/\)](#)

August 9

August 8

August 7

August 6

August 5

[View More News](#)

Historical account of the initial stages of the epidemic in the United States

Content:

- First 20 cases in the United States
- Progression of first suspected cases
- Timeline of initial events
- Sources for the historical account

First 20 cases in the United States

Information collected on the first 20 domestic cases (not including repatriated cases and Diamond Princess cruise ship evacuee cases) is presented in the table below:

State	Cases	Sex	Age	Date	Case #	Location	Source
Oregon	1			Feb. 29	17 th	Washington C.	
Washington	2			Feb. 29	18, 19 th		
	1	M	30s	Jan. 21	1 st	Snohomish	[7]
Illinois	1			Mar. 1	20 th		
	1	M	60s	Jan. 30	6 th	Chicago	[12]
	1	F	60s	Jan. 24	2 nd	Chicago	[8]
California	2	unkn.	unkn.	Jan. 26	3 rd , 4 th	Orange C., L.A.	[9]
	1	M	adult	Jan. 31	7 th	Santa Clara C.	[17][18]
	1	F	unkn.	Feb. 2	9 th	Santa Clara C.	
	1	M	57	Feb. 2	10 th	San Benito C.	
	1	F	57	Feb. 2	11 th	San Benito C.	
	1		65	Feb. 28	16 th	Santa Clara C.	
	1			Feb. 21	13 th	Humboldt C.	
	1			Feb. 21	14 th	Sacramento C.	
	1			Feb. 26	15 th	[Northern California]	
Massachusetts	1	M	20s	Feb. 1	8 th	Boston	[16]
Arizona	1	unkn.	student	Jan. 26	5 th	Maricopa County	
Wisconsin	1			Feb. 5	12 th	Madison	

Patients Under Investigation (PUI) in the United States

CDC in the early stages released information regarding the number of cases and people under investigation that was updated regularly on Mondays, Wednesdays, and Fridays. Below we provide the historical reports that we were able to gather in order to track the progression in the number of suspected cases and US states involved through time in the initial stages

As of Feb. 10:

<i>Number of U.S. States with PUI</i>	<i>36</i>
Positive	12
Negative	318
Pending (specimens awaiting testing)	68
TOTAL	398

As of Feb. 7:

<i>Number of U.S. States with PUI</i>	<i>36</i>
Positive	12
Negative	225
Pending (specimens awaiting testing)	100
TOTAL	337

As of Feb. 5:

<i>Number of U.S. States with PUI</i>	<i>36</i>
Positive	11
Negative	206
Pending (specimens awaiting testing)	76
TOTAL	293

As of Feb. 3:

<i>Number of U.S. States with PUI</i>	<i>36</i>
Positive	11
Negative	167
Pending (specimens awaiting testing)	82
TOTAL	260

As of January 31:




<i>Number of U.S. States with PUI</i>	<i>36</i>
Positive	6
Negative	114
Pending (specimens awaiting testing)	121
TOTAL	241

Previously, as of January 29, there were 92 suspected cases awaiting testing.

--	--

Number of U.S. States with PUI	36
Positive	5
Negative	68
Pending (specimens awaiting testing)	92
TOTAL	165

Timeline of Events

-  On January 31, HHS declared Coronavirus a Public Health Emergency in the US (<https://www.hhs.gov/about/news/2020/01/31/secretary-azar-declares-public-health-emergency-us-2019-novel-coronavirus.html>)
As of Jan. 31, the Wuhan coronavirus is officially a public health emergency in the United States, Alex Azar, secretary of the US Department of Health and Human Services (HHS), announced at a White House press briefing.
-  On Jan. 31, the U.S. Centers for Disease Control and Prevention (CDC) **issued a federal quarantine for 14 days** affecting the 195 American evacuees from Wuhan, China. Starting Sunday, Feb. 2, U.S. citizens, permanent residents and immediate family who have visited China's Hubei province will undergo a **mandatory 14 days quarantine** and, if they have visited other parts of China, they would be screened at airports and asked to self-quarantine for 14 days. The last time the CDC had issued a quarantine was over 50 years ago in the 1960s, for smallpox.
-  President Donald Trump signed an order on Jan. 31 for the U.S. to **deny entry to foreign nationals who traveled to China** within the preceding two weeks, aside from the immediate family of U.S. citizens.
- On Jan. 30, the CDC had confirmed the **first case of person to person transmission in the U.S.:** ^[12] the husband of the Chicago, Illinois case who had returned from Wuhan, China on Jan. 13 and who tested positive for the virus on Jan. 24).
- CDC stated on Jan. 30 that "It is likely there will be more cases of 2019-nCoV reported in the U.S. in the coming days and weeks, including more person-to-person spread."^[12]
- The virus had been confirmed in **5 states**.
- On Jan. 31, **New York City** health officials vehemently denied the rumor regarding a coronavirus case in the city. ^[13] On Feb. 1, however, the city's health commissioner did report that there was a test being performed on a person under 40 who had returned from China, developed matching symptoms, and tested negative to the seasonal flu.
- Most US patients had recently visited Wuhan.**
- All of the first five U.S. cases were described as **mild**.
- A study on the first US case of novel coronavirus detailed mild symptoms followed by pneumonia (https://www.cnn.com/2020/01/31/health/washington-coronavirus-study-nejm/index.html?utm_term=link&utm_medium=social&utm_content=2020-02-01T00)

U.S. Airlines suspended ALL flights between the U.S. and China

On Friday, January 31, Delta, American and United announced they would temporarily suspend all of their mainland China flights in response to the coronavirus outbreak.^[14]

Prior to this January 31 announcement:

- UNITED AIRLINES**
on Jan. 28 had announced it would cut 24 flights between the U.S. and China for the first week of February.
- AMERICAN AIRLINES**

on Jan. 29 had announced it would suspend flights from Los Angeles to Shanghai and Beijing from Feb. 9 through March 27, 2020. It will maintain its flight schedules (10 daily A/R) from Dallas-Fort Worth to Shanghai and Beijing, as well as from Los Angeles and Dallas-Fort Worth to Hong Kong.

- **DELTA**

had not adjusted its schedule of direct flights from the U.S. to China. It is the only airline with direct flights to not take action so far.

The White House was considering issuing a ban on flights between the United States and China, as of late Jan. 28^[11]. Italy has announced on January 31 that it was suspending all flights to and from China following the first 2 cases of coronavirus in Italy.

Travel Alert: Do Not Travel to China

- The U.S. State Department on January 30 issued a **Level 4: Do Not Travel to China Alert** (<https://travel.state.gov/content/travel/en/traveladvisories/traveladvisories/china-travel-advisory.html>) ^[4] (the highest level of alert).
- Previously, on January 29, the advisory was set at a lower "Level 3: Reconsider Travel" advising not to travel to Hubei Province: (Level 4) and reconsider travel to the remainder of China (Level 3).
- The CDC on Jan. 28 issued a Level 3 Warning (<https://wwwnc.cdc.gov/travel/notices/warning/novel-coronavirus-china>), recommending that travelers **avoid all nonessential travel to China** ^[5].

Screening incoming passengers at 20 airports in the U.S.

On January 17, the CDC announced that 3 airports in the United States would begin screening incoming passengers from China: SFO, JFK, and LAX ^[6] Other 2 airports were added subsequently, and on January 28, the U.S. Department of Health and Human Services (HHS) announced that 15 additional U.S. airports (bringing the total to 20) would begin screening incoming travelers from China.

Below is the complete list of airports where screening for the 2019 Novel Coronavirus (2019-nCoV) is in place:

- Los Angeles International (LAX)
- San Francisco International (SFO)
- Chicago O'Hare
- New York JFK
- Atlanta Hartsfield-Jackson International
- Houston George Bush Intercontinental
- Dallas-Fort Worth International
- San Diego International
- Seattle-Tacoma International
- Honolulu International
- Anchorage Ted Stevens International
- Minneapolis-St. Paul International
- Detroit Metropolitan
- Miami International
- Washington Dulles International

- Philadelphia International
- Newark Liberty International
- Boston Logan International
- El Paso International
- Puerto Rico's San Juan Airport

Sources for the historical account

1. Novel Coronavirus (2019-nCoV) situation reports (<https://www.who.int/emergencies/diseases/novel-coronavirus-2019/situation-reports/>) - World Health Organization (<https://www.who.int/>) (WHO)
2. 2019 Novel Coronavirus (2019-nCoV) in the U.S (<https://www.cdc.gov/coronavirus/2019-ncov/cases-in-us.html>) - U.S. Centers for Disease Control and Prevention (<https://www.cdc.gov/>) (CDC)
3. Symptoms of Novel Coronavirus (2019-nCoV) (<https://www.cdc.gov/coronavirus/2019-ncov/about/symptoms.html>) - CDC
4. China Travel Advisory (<https://travel.state.gov/content/travel/en/traveladvisories/traveladvisories/china-travel-advisory.html>) - U.S. State Department, accessed January 31, 2020.
5. Novel Coronavirus in China - Warning - Level 3, Avoid Nonessential Travel (<https://wwwnc.cdc.gov/travel/notices/warning/novel-coronavirus-china>) - CDC, January 28, 2020.
6. Public Health Screening to Begin at 3 U.S. Airports for 2019 Novel Coronavirus ("2019-nCoV") (<https://www.cdc.gov/media/releases/2020/p0117-coronavirus-screening.html>) - CDC January 17, 2020
7. First Travel-related Case of 2019 Novel Coronavirus Detected in United States (<https://www.cdc.gov/media/releases/2020/p0121-novel-coronavirus-travel-case.html>) - CDC, January 21, 2020
8. Second Travel-related Case of 2019 Novel Coronavirus Detected in United States (<https://www.cdc.gov/media/releases/2020/p0124-second-travel-coronavirus.html>) - CDC, January 24, 2020
9. CDC confirms additional cases of 2019 Novel Coronavirus in United States (<https://www.cdc.gov/media/releases/2020/s0126-coronavirus-new-cases.html>) - CDC, January 26, 2020
10. 2019 Novel Coronavirus (2019-nCoV) in the U.S. (<https://www.cdc.gov/coronavirus/2019-ncov/cases-in-us.html>) - CDC, Updated January 29, 2020
11. White House considers ban on flights to China amid coronavirus outbreak (<https://eu.usatoday.com/story/travel/news/2020/01/28/white-house-considers-ban-china-flights-amid-coronavirus-outbreak/4602839002/>) - USA Today, Jan. 28, 2020
12. CDC Confirms Person-to-Person Spread of New Coronavirus in the United States (<https://www.cdc.gov/media/releases/2020/p0130-coronavirus-spread.html>) - CDC Press Release, Jan. 30, 2020
13. NYC Officials Deny Report Of Coronavirus Amid Confusion (<https://www.forbes.com/sites/sergeiklebnikov/2020/01/31/nyc-officials-deny-report-of-coronavirus-amid-confusion/#351e47b5652c>) - Forbes, Jan. 31, 2020
14. Delta, American, United to suspend all China mainland flights as coronavirus crisis grows (<https://eu.usatoday.com/story/travel/2020/01/31/coronavirus-china-flight-ban-delta-cuts-all-flights-white-house/4620989002/>) - USA Today, Jan. 31, 2020
15. Secretary Azar Declares Public Health Emergency for United States for 2019 Novel Coronavirus (<https://www.hhs.gov/about/news/2020/01/31/secretary-azar-declares-public-health-emergency-us-2019-novel-coronavirus.html>) - U.S. Department of Health and Human Services (HHS), Jan. 31, 2020
16. Man returning from Wuhan, China is first case of 2019 Novel Coronavirus confirmed in Massachusetts (<https://www.mass.gov/news/man-returning-from-wuhan-china-is-first-case-of-2019-novel-coronavirus-confirmed-in>) - Massachusetts Department of Public Health, Feb. 1, 2020
17. County of Santa Clara Public Health Department Reports First Case of Novel (new) Coronavirus (<https://www.sccgov.org/sites/phd/news/Pages/novel-coronavirus-1-31-2020.aspx>) - Santa Clara County Public Health, Jan. 31, 2020
18. Coronavirus: First case confirmed in Santa Clara County (<https://www.mercurynews.com/2020/01/31/santa-clara-coronavirus/>) - Mercury News, Jan. 31, 2020

worldometer (/)

[about \(/about/\)](#) | [faq \(/faq/\)](#) | [languages \(/languages/\)](#) | [contact \(/contact/\)](#) | [report coronavirus cases \(/report_us/\)](#)



[\(/newsletter-subscribe/\)](#)



[\(/https://twitter.com/Worldometers\)](https://twitter.com/Worldometers)



[\(/https://www.facebook.com/Worldometers.info\)](https://www.facebook.com/Worldometers.info)

© Copyright Worldometers.info - All rights reserved - [Disclaimer & Privacy Policy \(/disclaimer/\)](#)



We were too busy **making our guests happy** to actually design this banner ad.